



PROJECT INFO

As most of you already know, we participated in HackaTron Season One, where we presented our cross-chain swap solution and our bridge, which enables users to move their assets quickly and at a low cost. These products propelled JustMoney to first place in the DeFi category and brought attention to our project.

Since then, we've consistently improved our swap by adding features over time. Here are just a few highlights:

Multi-DEX routing

To reduce price impact, we've integrated some pairs from Sunswap into our platform. JustMoney Swap will always offer the most cost-effective route.

Discounted Swaps feature

As energy costs on Tron have recently increased and not everyone can afford to stake enough \$TRX for multiple free daily transactions, JustMoney has implemented the "discounted swap" feature. A swap costs only 19 TRX regardless of whether it's a single or double route and irrespective of whether it uses only JustMoney's pools or Sunswap pools as well. The feature is automatically activated if you have less than 50k energy in your wallet. If you have more than 50k energy, you can still enable the discounted swap in the settings panel.

As you can see, JustMoney is not focused on temporary hypes but rather on addressing the problems and needs of Tron Network users. We continually ask ourselves what is missing from the Tron network DeFi ecosystem, what issues users may face, and how we can solve them. These questions guide the development of our ecosystem.





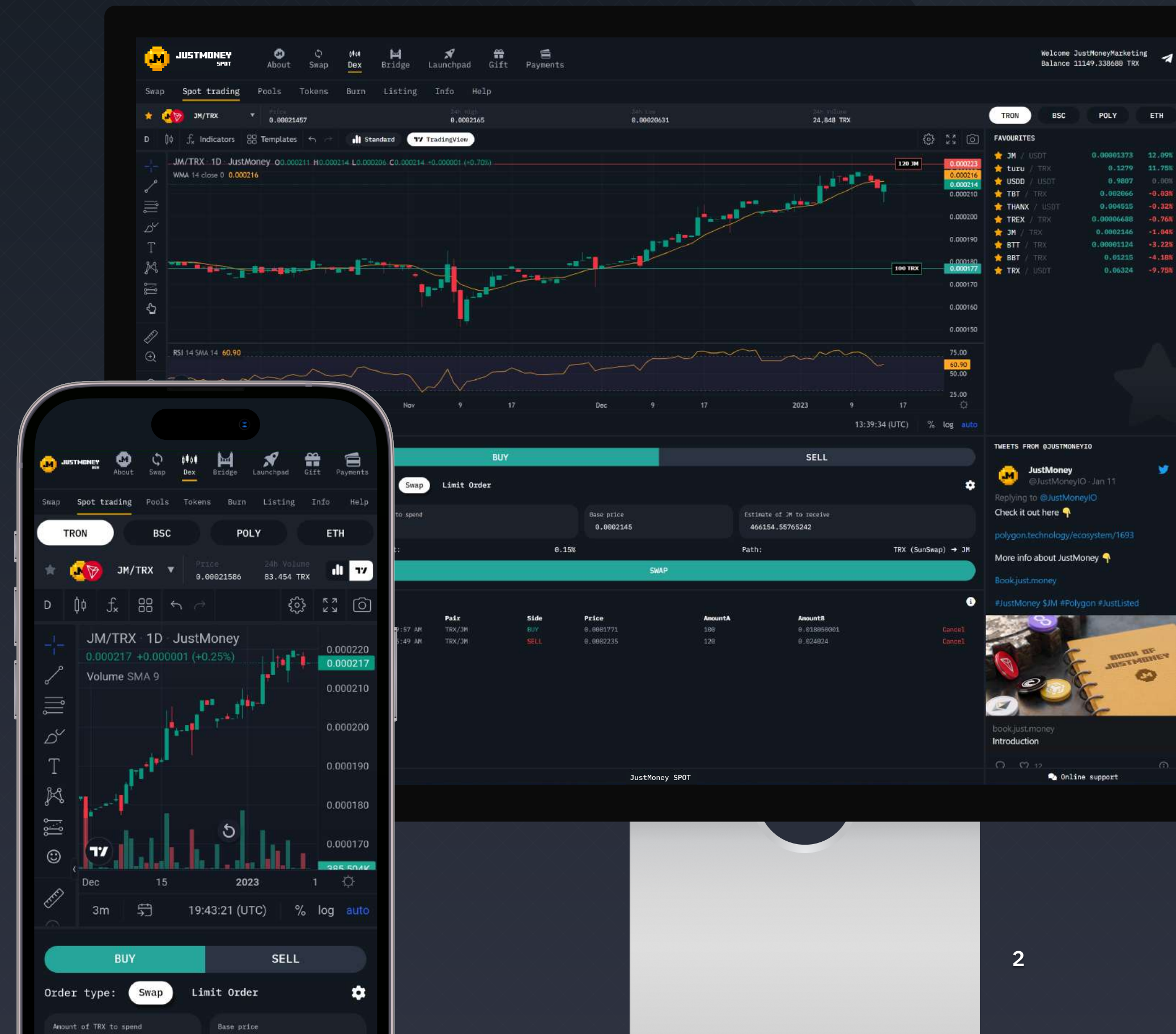
JUSTMONEY'S TEAM IS PROUD TO PRESENT JUSTMONEY SPOT

"An environment that enables spot trading and is designed to provide users with the best experience."

As always, the JustMoney team is committed to delivering not just a basic product, but something polished that meets all our quality criteria. Speed, simplicity, practicality, and ease of use are all priorities. Our developers and designers are working diligently to offer you a comprehensive and enjoyable experience rather than just a simple product.

"Everything you need at your fingertips."

The term "environment" was not chosen randomly. We aim to provide more than just a limit orders interface; we want to create a space that equips you with the necessary tools and information to make informed decisions and take control of your actions.





“Built for users”

- Experience a CEX-like interface, familiar to many users
- Place limit orders for swaps to be executed at your target price
- Add any indicators to a chart and save your layout for future use
- Mark your most-used pairs as favorites for easy access
- Follow recent news from projects you trade
- Implement stop-loss for your trades (coming soon)

Spot trading/limit orders

The primary goal of this brand-new product is to offer Tronics the ability to buy or sell a predetermined quantity of tokens while specifying the maximum price to be paid or the minimum price to be received. This allows our users to adapt their strategies to the market and seize opportunities without having to constantly monitor their screens.

Trading view charting and tools

To provide users with the best trading environment, we have integrated Trading View directly into the DEX's page. All charts, tools, and indicators will be available for JustMoney's listed tokens.





Favorite pairs

A dedicated window for your favorite pairs allows you to switch between them with a single click (available only on computers).

Listed projects' Twitter feed

Stay informed while trading! After analyzing a token chart and feeling ready to place an order, take a quick look at the project's Twitter feed to see if there is any news that might influence the token's price action.

Trading history

Keep up to date with the latest transactions effortlessly. A list will be available directly on the same page, and clicking on one of these transactions will take you straight to the Tronscan block explorer.

TRX Wrapper

Please note that only TRC20 tokens are supported, so you'll need to use WTRX instead of TRX. If you lack WTRX, a pop-up wrapper will appear.

The screenshot shows a trading interface with a 'SELL' order form on the left and a Twitter feed on the right. The order form includes a 'SELL' button, a gear icon, a 'Amount of TRX to receive' input field with a '0' value, and a table with columns 'AmountA', 'AmountB', and 'Cancel'. The table contains two rows: '1000' and '67' with 'Cancel' buttons, and '100' and '1612.9032' with 'Cancel' buttons. The Twitter feed is titled 'TWEETS FROM @TRONDAO' and features a tweet from 'TRON DAO' (@trondao) with a verified badge, posted 15 hours ago. The tweet text reads: 'Get involved with our Season 4 #HackaTRON before the time runs out! ⏰ We're looking for the best developers and projects to help #BUIDLtheFUTURE. 🌐 If that's you, get signed up: trondao.org/hackatron/'. Below the text is an image of a TRON character.

The screenshot shows a pop-up wrapper interface for WTRX. It features a yellow warning icon at the top, followed by the title 'INSUFFICIENT BALANCE OF WTRX'. Below the title, there is a message: 'You need to use wrapped TRX (WTRX) to be able to use the limit order functionality. You can wrap TRX using this tool.' The interface includes two input fields: 'Tokens to wrap' with a value of '100' and a 'MAX' button, and 'Tokens to receive' with a value of '100'. To the right of these fields, there are balance indicators: 'Balance: 100000 TRX' and 'Balance: 20 WTRX'. At the bottom, there is a red 'WRAP' button.

INNOVATION

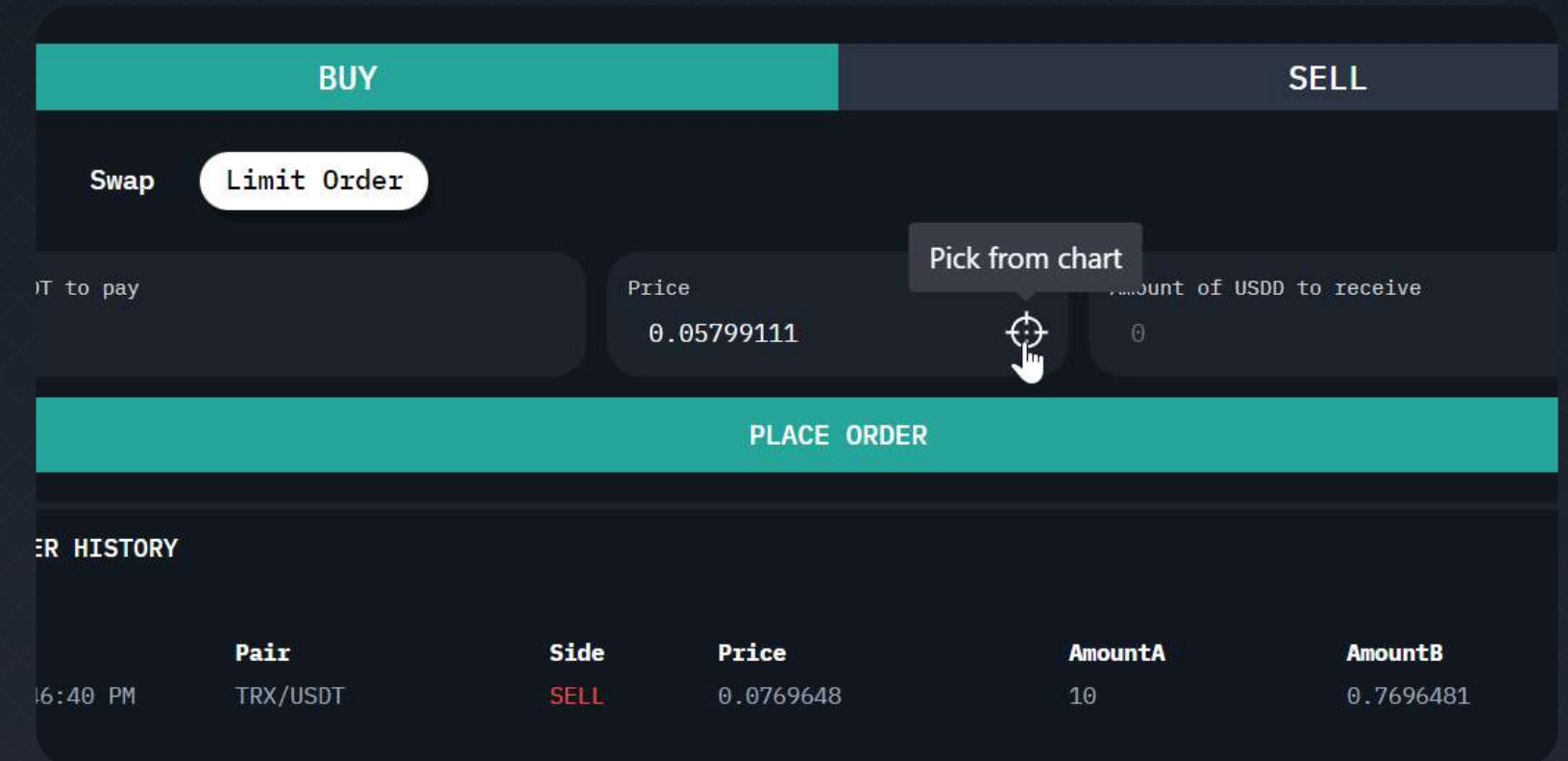
Besides allowing traders to stay up to date with the latest news regarding the tokens they are about to buy or sell in real time, we have implemented additional innovations that we believe will become standard on exchange platforms:

Pick from chart button

After identifying support and resistance areas, select the price of your buy or sell orders by simply clicking on the "Pick from chart" button and then clicking on the chart. Of course, you can also set the buy or sell price manually by entering it directly in the "Price" field.

Orders on chart

Once your order is recorded, a line will appear on the chart at the order price, green for buy orders and red for sell orders.



The screenshot shows a trading interface with two tabs: "BUY" (highlighted in teal) and "SELL". Below the tabs are two buttons: "Swap" and "Limit Order".

There are two input fields: "Amount to pay" and "Amount of USDD to receive". The "Price" field is set to "0.05799111". A "Pick from chart" button with a target icon is positioned above the "Price" field.

A teal "PLACE ORDER" button is located below the input fields.

Below the order entry section is a "ORDER HISTORY" table:

	Pair	Side	Price	AmountA	AmountB
16:40 PM	TRX/USDT	SELL	0.0769648	10	0.7696481



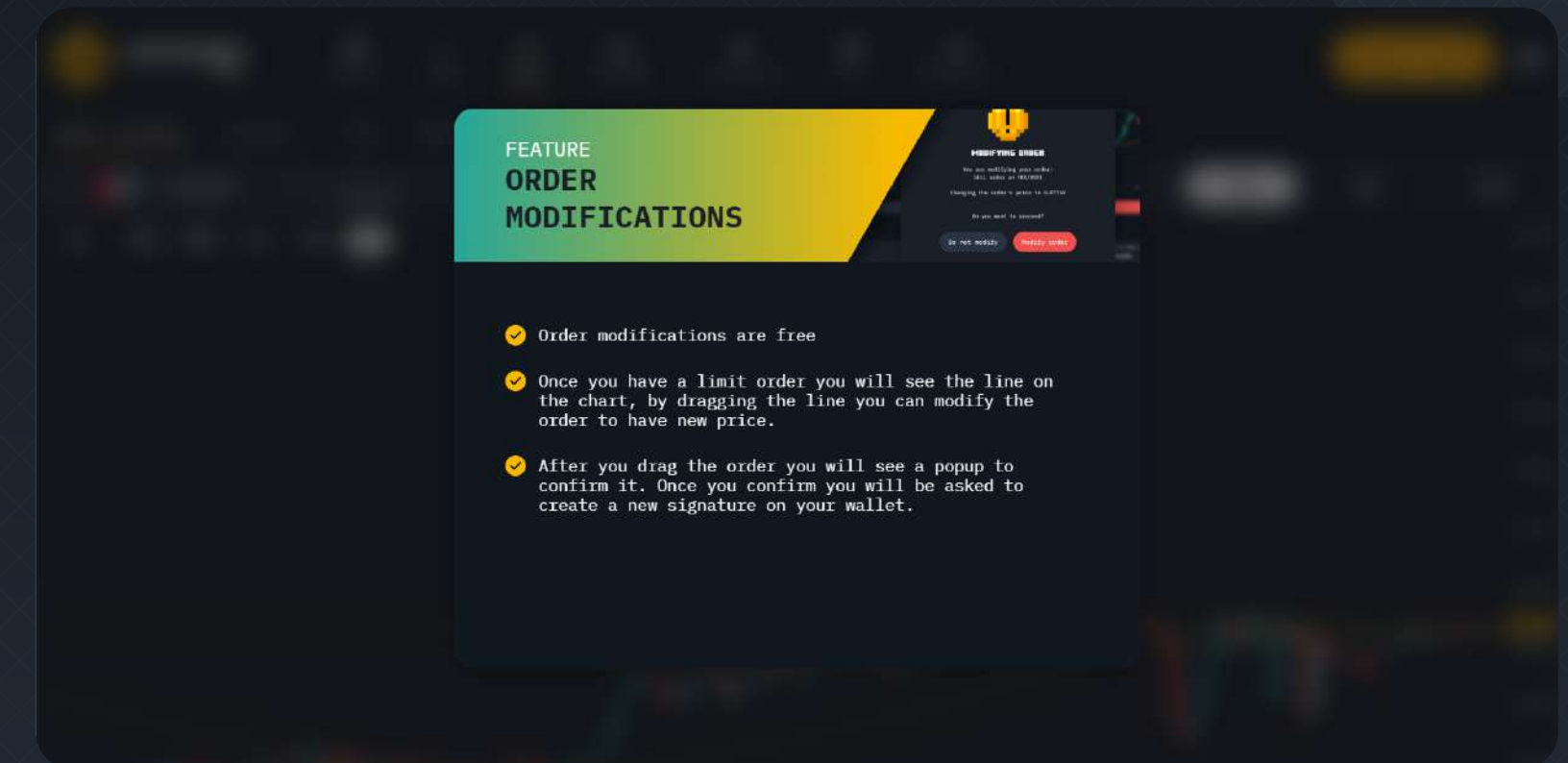


Click & drag modifications

If market conditions change and you wish to modify your order, don't worry. Simply click on the order line on the standard chart and drag it upward or downward. Order modifications are free!

Socket Connections

On the spot platform, we utilize socket connections in place of HTTP polling. This approach enables our socket cluster to deliver real-time updates on pricing and order status changes directly to clients, providing a more efficient and seamless user experience.



just.money/spot